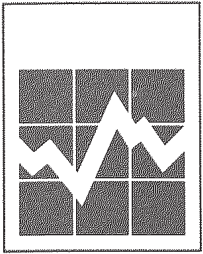


Statistics Canada (Canadian Centre for Health Information): Health Reports, Supplement No. 13, Vol. 2, No. 4, Life Tables, Canada and Provinces, 1985-1987; Ottawa, 1991, p. 32-35.



Catalogue 82-003S Quarterly

Canadian Centre
for Health Information

Health Reports

Supplement No. 13
1990 Volume 2 No. 4

**Life Tables, Canada
and Provinces
1985-1987**




Catalogue 82-003S Trimestriel

Centre canadien
d'information sur la santé

Rapports sur la santé

Supplément n° 13
1990 volume 2 n° 4

**Tables de mortalité
Canada et provinces
1985-1987**



Statistics
Canada

Statistique
Canada

Canada

LIFE TABLE 1985-1987 TABLE DE MORTALITE

QUEBEC

MALE / SEXE MASCULIN

AGE	L	D	P	Q	LL	T	E
0.....	100000	802	0.99198	0.00802	99289	7197872	71.98
1.....	99198	62	0.99938	0.00062	99166	7098583	71.56
2.....	99136	51	0.99949	0.00051	99106	699417	70.60
3.....	99085	46	0.99953	0.00047	99063	6900311	69.64
4.....	99039	34	0.99966	0.00034	99023	6801248	68.67
5.....	99005	26	0.99973	0.00027	98992	6702225	67.70
6.....	98979	24	0.99976	0.00024	98967	6603233	66.71
7.....	98955	23	0.99977	0.00023	98944	6504266	65.73
8.....	98932	20	0.99979	0.00021	98922	6405322	64.74
9.....	98912	20	0.99980	0.00020	98902	6306400	63.76
10.....	98892	22	0.99978	0.00022	98881	6207498	62.77
11.....	98870	24	0.99975	0.00025	98858	6108617	61.78
12.....	98846	30	0.99969	0.00031	98831	6009759	60.80
13.....	98816	42	0.99957	0.00043	98795	5910928	59.82
14.....	98774	59	0.99941	0.00059	98744	5812134	58.84
15.....	98715	76	0.99923	0.00077	98677	5713389	57.88
16.....	98639	93	0.99905	0.00095	98592	5614712	56.92
17.....	98546	108	0.99891	0.00109	98492	5516120	55.98
18.....	98438	117	0.99881	0.00119	98380	5417628	55.04
19.....	98321	126	0.99872	0.00128	98258	5319248	54.10
20.....	98195	134	0.99864	0.00136	98128	5220990	53.17
21.....	98061	138	0.99859	0.00141	97992	5122862	52.24
22.....	97923	141	0.99856	0.00144	97853	5024870	51.31
23.....	97782	140	0.99856	0.00144	97712	4927017	50.39
24.....	97642	138	0.99860	0.00140	97573	4829305	49.46
25.....	97504	132	0.99864	0.00136	97438	4731732	48.53
26.....	97372	128	0.99868	0.00132	97308	4634294	47.59
27.....	97244	126	0.99870	0.00130	97181	4536986	46.66
28.....	97118	128	0.99869	0.00131	97054	4439805	45.72
29.....	96990	130	0.99865	0.00135	96925	4342751	44.78
30.....	96860	135	0.99861	0.00139	96792	4245826	43.83
31.....	96725	139	0.99856	0.00144	96656	4149034	42.90
32.....	96586	143	0.99852	0.00148	96515	4052378	41.96
33.....	96443	147	0.99848	0.00152	96370	3955863	41.02
34.....	96296	150	0.99844	0.00156	96221	3859494	40.08
35.....	96146	155	0.99839	0.00161	96069	3763273	39.14
36.....	95991	160	0.99833	0.00167	95911	3667204	38.20
37.....	95831	166	0.99825	0.00175	95747	3571293	37.27
38.....	95663	178	0.99814	0.00186	95574	3475546	36.33
39.....	95485	189	0.99802	0.00198	95391	3379971	35.40
40.....	95296	202	0.99788	0.00212	95195	3284581	34.47
41.....	95094	218	0.99771	0.00229	94985	3189385	33.54
42.....	94876	238	0.99749	0.00251	94757	3094400	32.62
43.....	94638	262	0.99723	0.00277	94507	2999643	31.70
44.....	94376	288	0.99695	0.00305	94232	2905135	30.78
45.....	94088	318	0.99662	0.00338	93929	2810903	29.88
46.....	93770	351	0.99625	0.00375	93595	2716974	28.97
47.....	93419	392	0.99581	0.00419	93223	2623379	28.08
48.....	93027	435	0.99532	0.00468	92809	2530157	27.20
49.....	92592	483	0.99479	0.00521	92350	2437347	26.32
50.....	92109	535	0.99419	0.00581	91842	2344997	25.46
51.....	91574	593	0.99352	0.00648	91278	2253155	24.60
52.....	90981	660	0.99275	0.00725	90651	2161877	23.76
53.....	90321	734	0.99187	0.00813	89954	2071226	22.93
54.....	89587	813	0.99092	0.00908	89180	1981272	22.12

LIFE TABLE 1985-1987 TABLE DE MORTALITE

QUEBEC

MALE / SEXE MASCULIN

AGE	L	D	P	Q	LL	T	E
55.....	88774	900	0.98987	0.01013	88324	1892092	21.31
56.....	87874	989	0.98874	0.01126	87380	1803768	20.53
57.....	86885	1086	0.98751	0.01249	86342	1716388	19.75
58.....	85799	1183	0.98622	0.01378	85208	1630046	19.00
59.....	84616	1280	0.98487	0.01513	83976	1544838	18.26
60.....	83336	1383	0.98341	0.01659	82645	1460862	17.53
61.....	81953	1492	0.98179	0.01821	81207	1378218	16.82
62.....	80461	1611	0.97997	0.02003	79655	1297011	16.12
63.....	78850	1737	0.97797	0.02203	77981	1217355	15.44
64.....	77113	1864	0.97583	0.02417	76181	1139374	14.78
65.....	75249	1995	0.97350	0.02650	74252	1063193	14.13
66.....	73254	2129	0.97093	0.02907	72190	988941	13.50
67.....	71125	2270	0.96809	0.03191	69990	916752	12.89
68.....	68855	2412	0.96496	0.03504	67649	846762	12.30
69.....	66443	2553	0.96157	0.03843	65166	779113	11.73
70.....	63890	2687	0.95795	0.04205	62546	713947	11.17
71.....	61203	2810	0.95410	0.04590	59798	651400	10.64
72.....	58393	2917	0.95004	0.04996	56935	591602	10.13
73.....	55476	3000	0.94592	0.05408	53976	534668	9.64
74.....	52476	3059	0.94171	0.05829	50947	480691	9.16
75.....	49417	3102	0.93722	0.06278	47866	429745	8.70
76.....	46315	3138	0.93225	0.06775	44746	381879	8.25
77.....	43177	3170	0.92659	0.07341	41592	337133	7.81
78.....	40007	3190	0.92025	0.07975	38412	295541	7.39
79.....	36817	3190	0.91336	0.08664	35222	257129	6.98
80.....	33627	3164	0.90592	0.09408	32045	221907	6.60
81.....	30463	3109	0.89793	0.10207	28309	189862	6.23
82.....	27354	3025	0.88939	0.11061	25841	160953	5.88
83.....	24329	2912	0.88031	0.11969	22873	135111	5.55
84.....	21417	2770	0.87067	0.12933	20032	112239	5.24
85.....	18647	2602	0.86048	0.13952	17346	92207	4.94
85+.....	16045	16045	0.00000	1.00000	74860	74860	4.67

LIFE TABLE 1985-1987 TABLE DE MORTALITE

QUEBEC

FEMALE / SEXE FEMININ

AGE	L	D	P	Q	LL	T	E
0.....	100000	622	0.99378	0.00622	99451	7938534	79.39
1.....	99378	58	0.99942	0.00058	99339	7839082	78.88
2.....	99320	42	0.99958	0.00042	99294	7739744	77.93
3.....	99278	31	0.99968	0.00032	99266	7640449	76.96
4.....	99247	29	0.99971	0.00029	99232	7541184	75.98
5.....	99218	26	0.99974	0.00026	99205	7441952	75.01
6.....	99192	23	0.99977	0.00023	99180	7342748	74.03
7.....	99169	19	0.99980	0.00020	99159	7243567	73.04
8.....	99150	18	0.99982	0.00018	99141	7144408	72.06
9.....	99132	16	0.99984	0.00016	99124	7045267	71.07
10.....	99116	16	0.99984	0.00016	99108	6946143	70.08
11.....	99100	15	0.99984	0.00016	99092	6847034	69.09
12.....	99085	17	0.99983	0.00017	99076	6747942	68.10
13.....	99068	20	0.99980	0.00020	99058	6648866	67.11
14.....	99048	24	0.99976	0.00024	99036	6549808	66.13
15.....	99024	28	0.99972	0.00028	99010	6450772	65.14
16.....	98996	32	0.99967	0.00033	98980	6351762	64.16
17.....	98964	35	0.99964	0.00036	98946	6252782	63.18
18.....	98929	37	0.99963	0.00037	98910	6153835	62.20
19.....	98892	37	0.99963	0.00037	98874	6054925	61.23
20.....	98855	36	0.99963	0.00037	98837	5956051	60.25
21.....	98819	36	0.99963	0.00037	98801	5857214	59.27
22.....	98783	37	0.99963	0.00037	98765	5758413	58.29
23.....	98746	37	0.99962	0.00038	98728	5659648	57.31
24.....	98709	39	0.99961	0.00039	98690	5560921	56.34
25.....	98670	40	0.99959	0.00041	98650	5462231	55.36
26.....	98630	42	0.99957	0.00043	98609	5363581	54.38
27.....	98588	44	0.99955	0.00045	98566	5264972	53.40
28.....	98544	47	0.99952	0.00048	98520	5166405	52.43
29.....	98497	50	0.99949	0.00051	98472	5067885	51.45
30.....	98447	54	0.99946	0.00054	98420	4969413	50.48
31.....	98393	57	0.99942	0.00058	98365	4870993	49.51
32.....	98336	61	0.99938	0.00062	98305	4772628	48.53
33.....	98275	64	0.99935	0.00065	98243	4674323	47.56
34.....	98211	68	0.99931	0.00069	98177	4576080	46.59
35.....	98143	71	0.99928	0.00072	98108	4477903	45.63
36.....	98072	75	0.99923	0.00077	98035	4379795	44.66
37.....	97997	81	0.99917	0.00083	97956	4281761	43.69
38.....	97916	89	0.99909	0.00091	97871	4183804	42.73
39.....	97827	97	0.99901	0.00099	97779	4085933	41.77
40.....	97730	107	0.99891	0.00109	97677	3988154	40.81
41.....	97623	118	0.99879	0.00121	97564	3890478	39.85
42.....	97505	132	0.99865	0.00135	97439	3792913	38.90
43.....	97373	148	0.99848	0.00152	97299	3695474	37.95
44.....	97225	166	0.99829	0.00171	97142	3598175	37.01
45.....	97059	186	0.99809	0.00191	96966	3501033	36.07
46.....	96873	207	0.99786	0.00214	96770	3404067	35.14
47.....	96666	230	0.99762	0.00238	96551	3307297	34.21
48.....	96436	255	0.99736	0.00264	96308	3210746	33.29
49.....	96181	280	0.99709	0.00291	96041	3114438	32.38
50.....	95901	308	0.99679	0.00321	95747	3018397	31.47
51.....	95593	336	0.99648	0.00352	95425	2922650	30.57
52.....	95257	367	0.99615	0.00385	95073	2827225	29.68
53.....	94890	399	0.99580	0.00420	94690	2732152	28.79
54.....	94491	430	0.99545	0.00455	94276	2637461	27.91

LIFE TABLE 1985-1987 TABLE DE MORTALITE
 QUEBEC
 FEMALE / SEXE FEMININ

AGE	L	D	P	Q	LL	T	E
55.....	94061	464	0.99507	0.00493	93829	2543185	27.04
56.....	93597	502	0.99464	0.00536	93346	2449356	26.17
57.....	93095	545	0.99414	0.00586	92822	2356010	25.31
58.....	92550	594	0.99359	0.00641	92253	2263188	24.45
59.....	91956	645	0.99299	0.00701	91634	2170935	23.61
60.....	91311	700	0.99233	0.00767	90961	2079301	22.77
61.....	90611	761	0.99159	0.00841	90230	1988340	21.94
62.....	89850	831	0.99076	0.00924	89435	1898109	21.13
63.....	89019	903	0.98985	0.01015	88568	1808674	20.32
64.....	88116	980	0.98888	0.01112	87626	1720107	19.52
65.....	87136	1063	0.98781	0.01219	86605	1632481	18.73
66.....	86073	1153	0.98661	0.01339	85497	1545876	17.96
67.....	84920	1253	0.98524	0.01476	84294	1460380	17.20
68.....	83667	1357	0.98378	0.01622	82988	1376086	16.45
69.....	82310	1463	0.98223	0.01777	81578	1293097	15.71
70.....	80847	1576	0.98051	0.01949	80059	1211519	14.99
71.....	79271	1702	0.97853	0.02147	78420	1131460	14.27
72.....	77569	1848	0.97618	0.02382	76645	1053040	13.58
73.....	75721	2002	0.97355	0.02645	74720	976395	12.89
74.....	73719	2162	0.97068	0.02932	72638	901675	12.23
75.....	71557	2327	0.96748	0.03252	70394	829037	11.59
76.....	69230	2501	0.96387	0.03613	67979	758643	10.96
77.....	66729	2687	0.95974	0.04026	65386	690664	10.35
78.....	64042	2869	0.95520	0.04480	62608	625278	9.76
79.....	61173	3040	0.95030	0.04970	59653	562671	9.20
80.....	58133	3202	0.94491	0.05509	56532	503017	8.65
81.....	54931	3358	0.93888	0.06112	53252	446486	8.13
82.....	51573	3504	0.93206	0.06794	49821	393234	7.62
83.....	48069	3626	0.92456	0.07544	46256	343413	7.14
84.....	44443	3713	0.91646	0.08354	42586	297157	6.69
85.....	40730	3762	0.90764	0.09236	38849	254570	6.25
85+.....	36968	36968	0.00000	1.00000	215719	215719	5.84